



Login Steps



STEP 1

Install the app

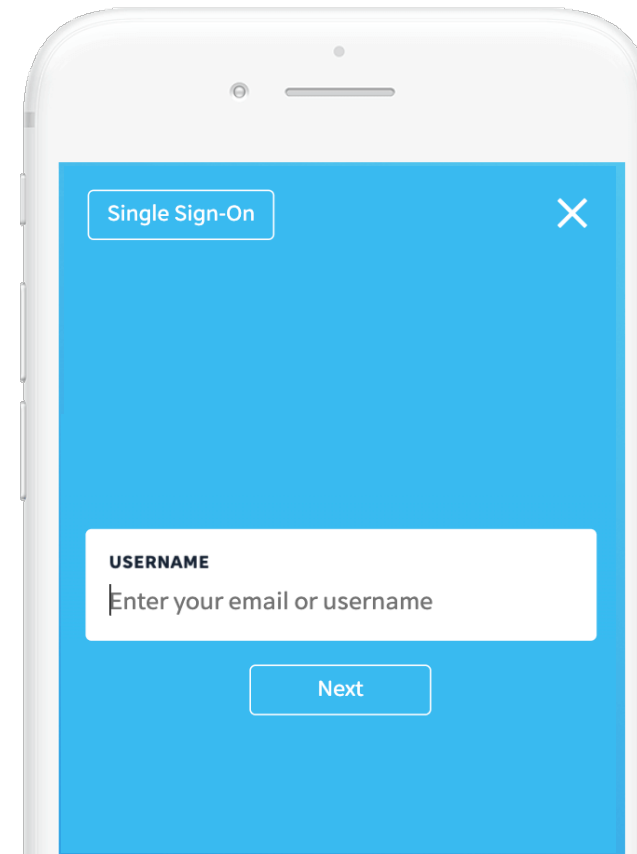
Search for **EdApp** in the App Store or Play store on your device, then install the app.



STEP 2

Tap 'Create an EdApp Account'

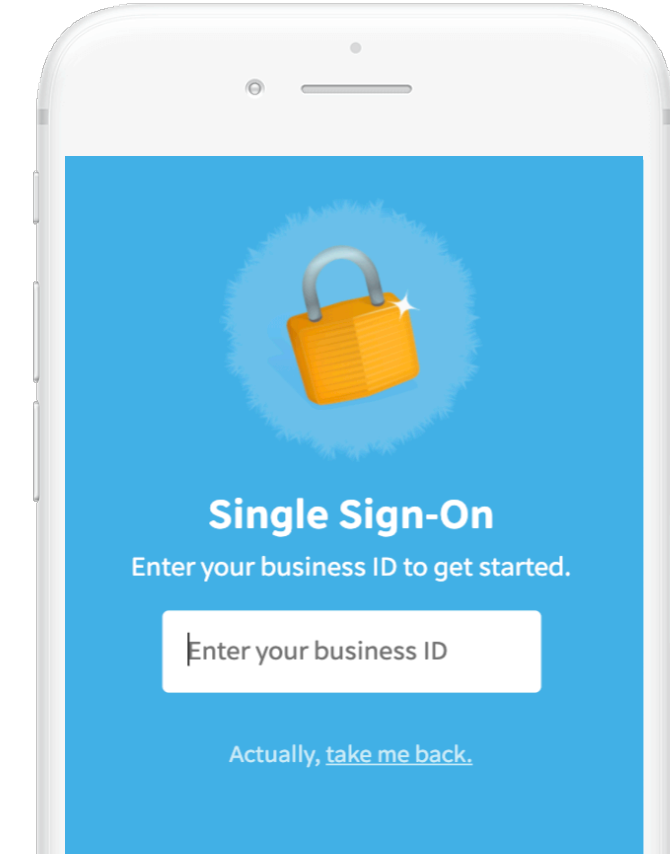
Open EdApp and swipe through the instructions. Tap 'Create an EdApp Account'



STEP 3

Tap 'Single Sign-On'

No need to enter anything here. Tap the 'Single Sign-On' button on the top left.



STEP 4

Enter your business ID

Enter **aisnsw** as the business ID and tap 'Go.' Click **AIS Member** and enter your AISNSW website username and password. The courses will become available to you within three business days.



Once you have followed these steps, **please allow three business days** for the courses to become available to you.

